


# Fischer Instruments 1434TD-22 6 1/2" Mahogany Wood and Brass Tide Clock User Manual



## Table of Contents

1. Introduction.....	2
2. Care and Cleaning.....	2
3. Battery and Installation.....	2
4. Setting the Tide Clock.....	2
5. Tide Clock Limitations.....	2
6. Warranty Information.....	4
7. Liability Disclaimer.....	4



## 1. Introduction

Thank you for your purchase of the Fischer Instruments 1434TD-22 6 1/2" Mahogany Wood and Brass Tide Clock. The following is a guide for preparation, care and operation of your marine weather instrument.

**Note:** Some of the images are generic and may not match your exact model.

## 2. Care and Cleaning

Avoid use of harsh household cleaners and coarse paper towels, which can scratch the bezel or lens. Fingerprints and dirt may be removed the lenses and bezels with a soft cloth lightly dampened with a mixture of water and mild dishwashing liquid. Be sure to dry the lens and bezel with a soft cloth after cleaning.

## 3. Battery and Installation

1. Insert one AA battery in the battery compartment on the back of the clock, as shown in Figure 1.

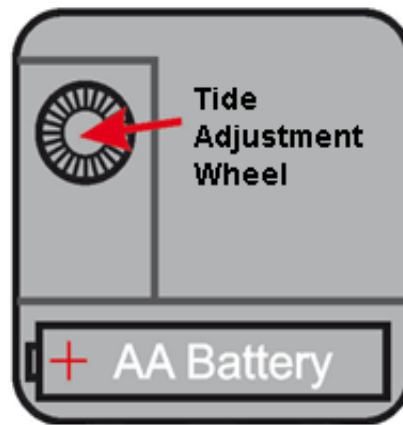


Figure 1

2. Fix the mounting plaque to a wall with a wall mounting hook or nail.

## 4. Setting the Tide Clock

To set the tide, adjust the tide adjustment wheel in the clockwise direction, as shown in Figure 1.

At the exact high or low tide condition (consult an official tide table, the internet or local authorities), set the tide pointer to either the high or low tide setting.

**NOTE:** It is normal for the tide hand to have some “play”. This allows for proper rotation of the hand. You may have to iterate to set properly.

## 5. Tide Clock Limitations

Tide fluctuations (high and low tide) vary from one location to another. The tide hand therefore will

indicate high and low tide at your specific location only. High and low tides have a fluctuation rhythm between 12 and 13 hours. Therefore, the tide indicator will show average values only, which for general requirements will be sufficient.

Other variables such as wind, atmospheric pressure, the relative position of the moon, and the elliptical pattern of the sun will affect the tide slightly. These variables least affect the tide at the time of the full moon. For this reason, the time of the full moon and to a lesser extent, the new moon are generally the best times to set your tide clock. Even though you may experience some slight variations during the days to come, you will find that they will “average out” and by the time of the next full moon, your tide clock will accurately depict the correct time of flood and ebb stages.

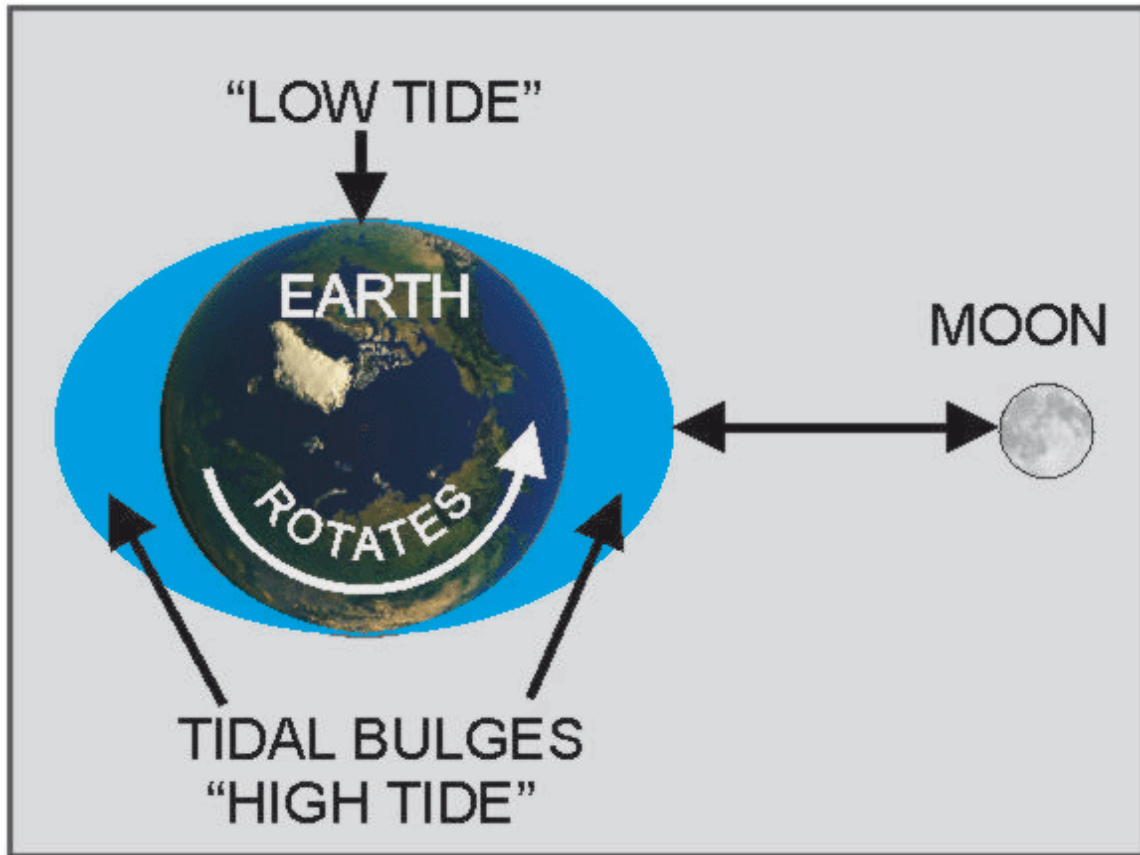


Figure 2

This tide schedule is geared to tides for the east coast of North America. They will not accurately depict tides for the west coast. Referencing Figure 3 below, the areas marked provide accurate tide fluctuations.

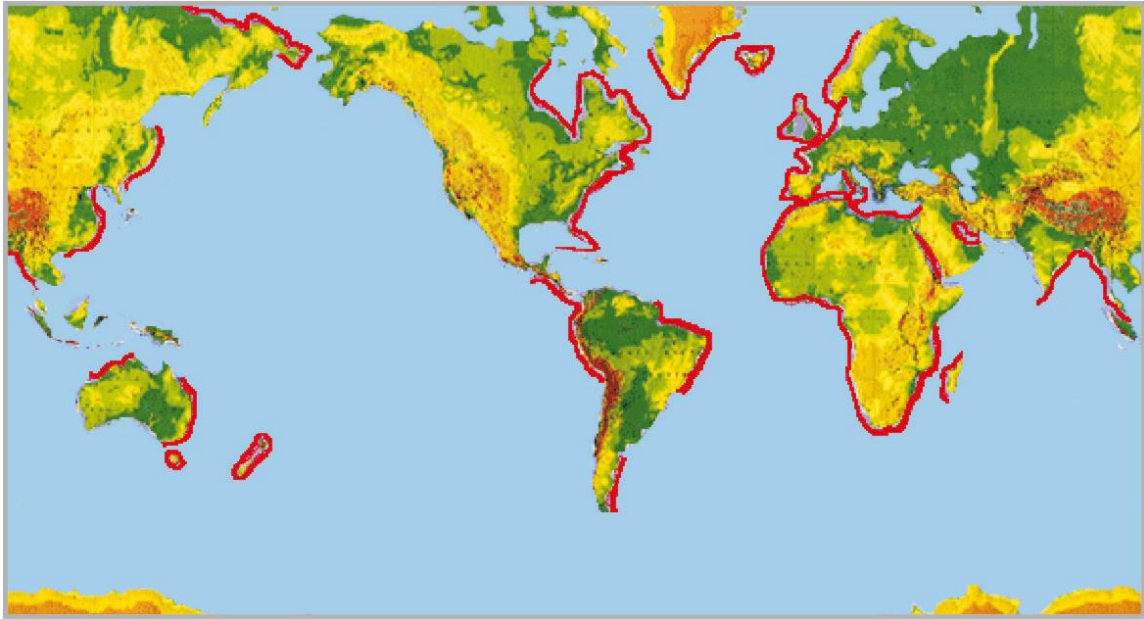


Figure 3

**CAUTION:** FOR THE ABOVE REASONS, this clock is not intended for navigation and critical decisions.

## 6. Warranty Information

Ambient, LLC provides a 5-year limited warranty on this product against manufacturing defects in materials and workmanship.

This limited warranty begins on the original date of purchase, is valid only on products purchased and only to the original purchaser of this product. To receive warranty service, the purchaser must contact Ambient, LLC for problem determination and service procedures.

Warranty service can only be performed by a Ambient, LLC. The original dated bill of sale must be presented upon request as proof of purchase to Ambient, LLC.

Your Ambient, LLC warranty covers all defects in material and workmanship with the following specified exceptions: (1) damage caused by accident, unreasonable use or neglect (lack of reasonable and necessary maintenance); (2) damage resulting from failure to follow instructions contained in your owner's manual; (3) damage resulting from the performance of repairs or alterations by someone other than an authorized Ambient, LLC authorized service center; (4) units used for other than home use (5) applications and uses that this product was not intended, such as outdoor use.

This warranty covers only actual defects within the product itself, and does not cover the cost of installation or removal from a fixed installation, normal set-up or adjustments, claims based on misrepresentation by the seller or performance variations resulting from installation-related circumstances.

## 7. Liability Disclaimer

Reading the "User manual" is highly recommended. The manufacturer and supplier cannot accept any responsibility for any incorrect readings and any consequences that occur should an inaccurate reading take place.

The specifications of this product may change without prior notice.

This product is not a toy. Keep out of the reach of children.

No part of this manual may be reproduced without written authorization of the manufacturer.

Ambient, LLC WILL NOT ASSUME LIABILITY FOR INCIDENTAL, CONSEQUENTIAL, PUNITIVE, OR OTHER SIMILAR DAMAGES ASSOCIATED WITH THE OPERATION OR MALFUNCTION OF THIS PRODUCT.